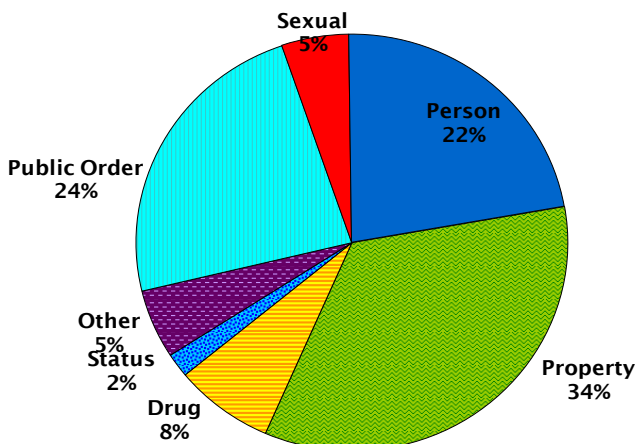


End of Year 2010 Report

(January through December)

In 2010, over **9,600** youth were admitted to juvenile detention in Wisconsin

WCCF Quarterly Detention Report

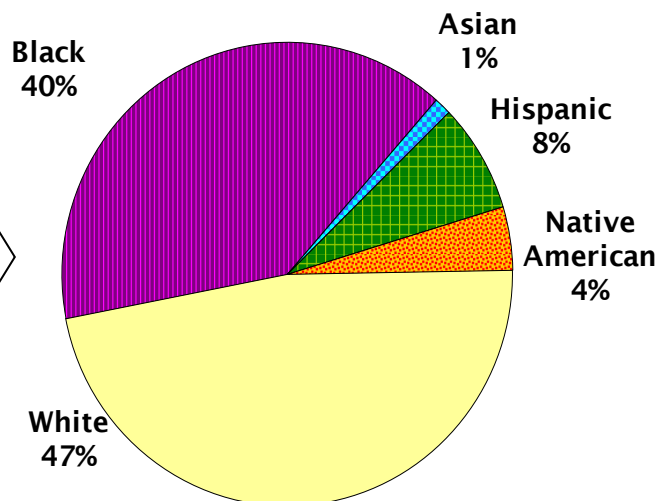


Breakdown by Offense (State)

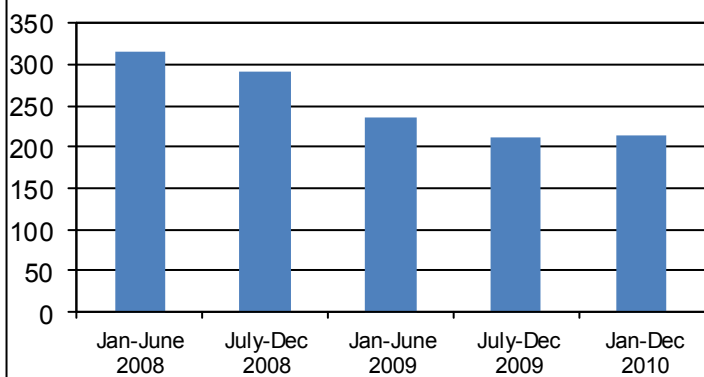
- One primary purpose of detention is to protect the community from dangerous kids
- Crimes against persons are usually considered dangerous.
- Crimes against persons were 22% of all crimes this year

Breakdown by Race (State)

- 79% of Wisconsin's juvenile population aged 10-16 are White, but Whites only represent 47% of the juvenile detention population
- Black juveniles are 9% of the population but are 40% of detention's population



Statewide Average Daily Population



Average Daily Population (Statewide)

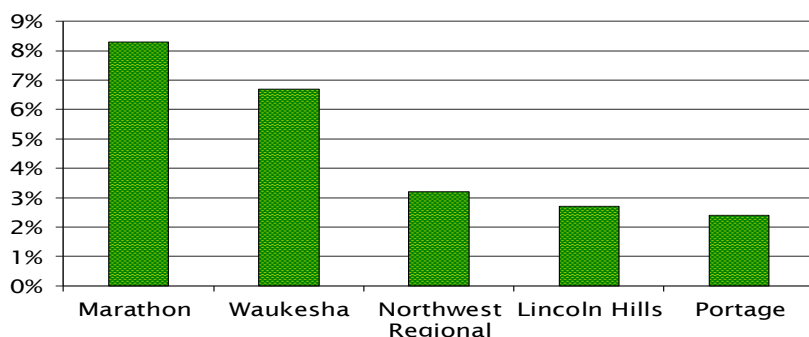
- The statewide ADP for 2010 was 214
- This is a decrease from 224 in 2009
- From the beginning of 2009 to the end of 2010, ADP decreased by 10%

Additional Statewide Statistics

- Average length of stay for all youth released in this period was **7** days
- Girls were **22%** of all 2010 admissions and boys were **78%** of offenders

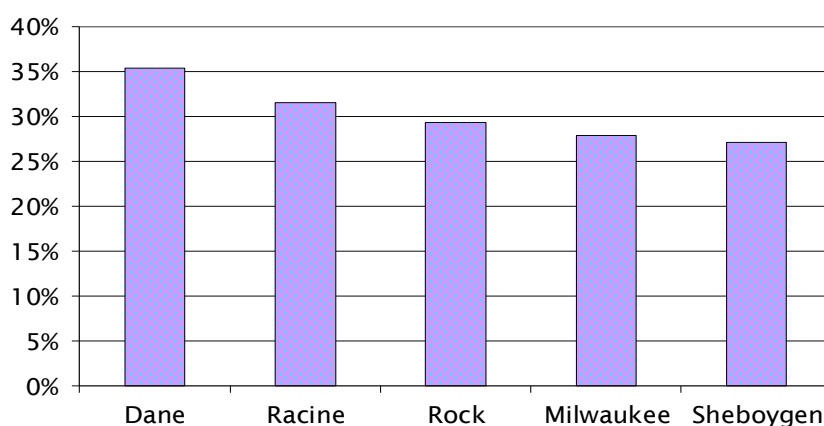
There are 17 Juvenile Detention Facilities around Wisconsin, many of which serve youth from multiple counties

Facilities with Highest Percentage Status Offenses



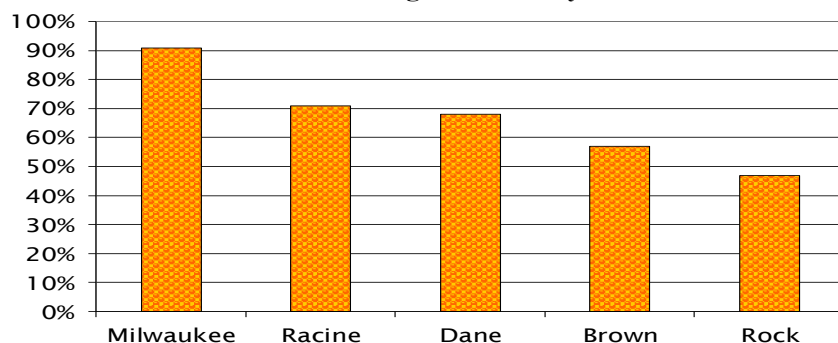
- State and Federal laws discourage holding juvenile status offenders in secure detention facilities
- Facilities ranged from 0% to 8% status offenders this year
- Status offenders may be run-aways or truants for example

Facilities with Highest Percentage of Person Offenses



- By statute, detention can be used if the juvenile has committed a delinquent act and presents substantial risk to a person or is a flight risk
- Person offenses pose the most risk to the community and most often fit these requirements
- Person offenses ranged from 6% to 35% this year

Facilities with Highest Minority Admission



- All counties have higher percentages of Whites than Minorities in the population
- These facilities represent the highest percentages of Minorities admitted to detention
- All facilities had higher minority representation than the general population

Additional Facility Statistics

- Average length of stay ranged from **12.69 days** at Racine to **4.3 days** at Lacrosse
- Girls ranged from **34%** of Fond du Lac County's to **14%** of Milwaukee County's population
- Property crime admissions ranged from **43%** at Northwest Regional to **22%** in Sheboygan

* Raw detention data obtained from the Office of Justice Assistance, Juvenile Justice Unit with assistance from the Department of Corrections, Office of Detention Facilities

* Population estimates from "Easy Access to Juvenile Populations: 1990-2009." Available online at <http://www.ojdp.ncjrs.gov/ojstatbb/ezapop>

* Percentages calculated and graphs created by WCCF

For more methodology information and explanations please visit http://www.wccf.org/justice_pub.php

For further information or to find out how your county does on outcome measures, please contact:

Jim Moeser

Wisconsin Council on Children and Families
555 West Washington Avenue, Suite 200
Madison, WI 53703
608-284-0580, ext 316
jmoeser@wccf.org
www.wccf.org

